

# 78L08T

Rev.G Sep.-2023

## 描述 / Descriptions

SOT-89 塑封封装电压调整器。Voltage Regulator in a SOT-89 Plastic Package.

## 特征 / Features

三端稳压调整器，输出电流高达 100mA, 内设过热保护和短路限制，无卤产品。

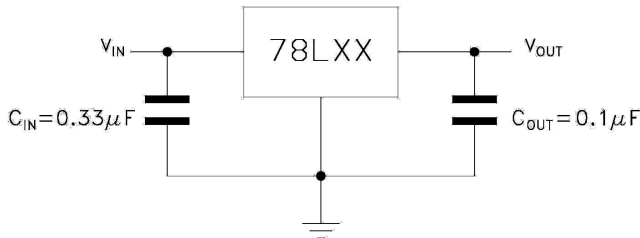
3-Terminal regulators, output current up to 100 mA, internal thermal overload protection and short-circuit limiting, HF Product.

## 用途 / Applications

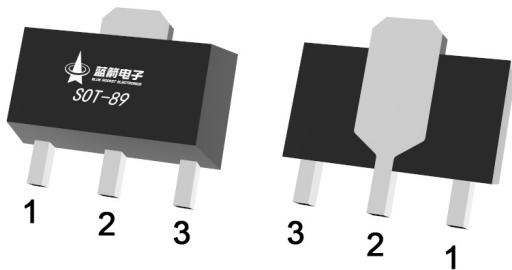
电压调整器。

Voltage Regulator.

## 内部等效电路/应用电路 / Equivalent Circuit or Application Circuit



## 引脚排列 / Pinning



PIN 1 : OUT

PIN 2 : GND

PIN 3 : IN

## 印章代码 / Marking

Marking	HL08 *
---------	--------

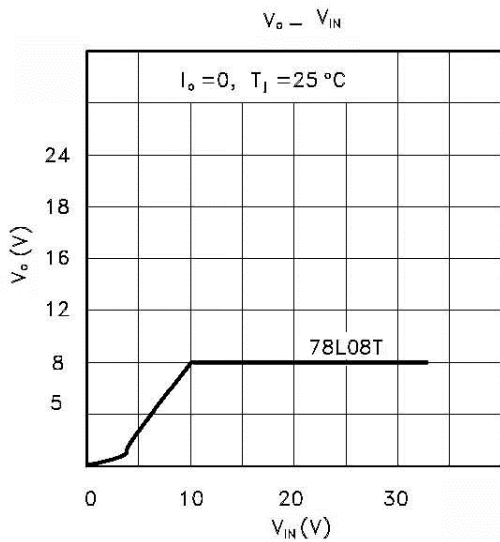
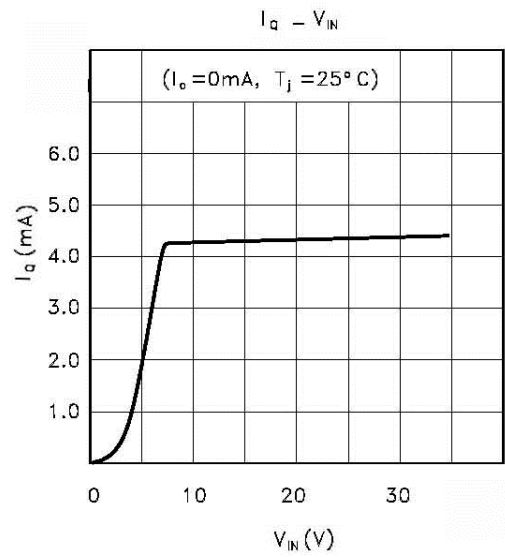
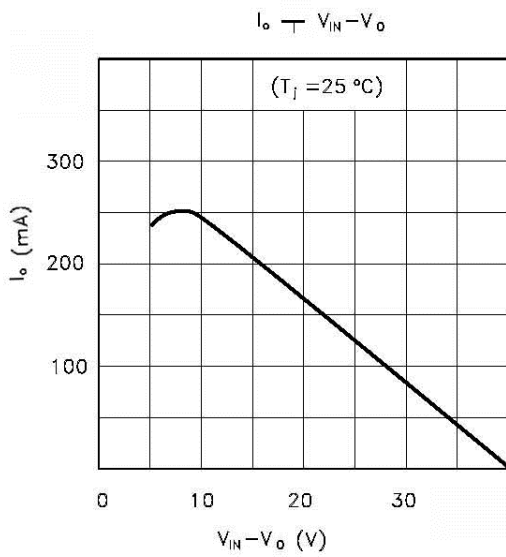
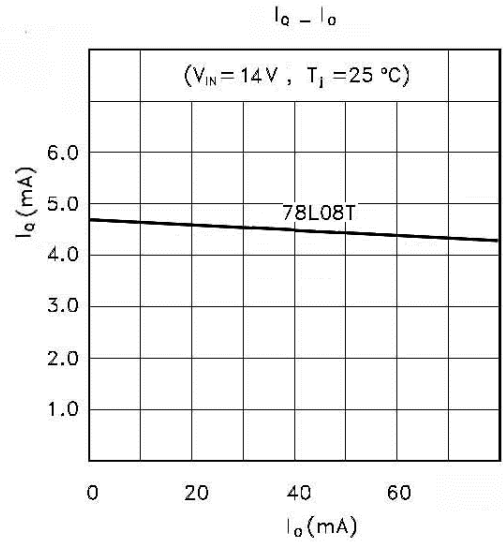
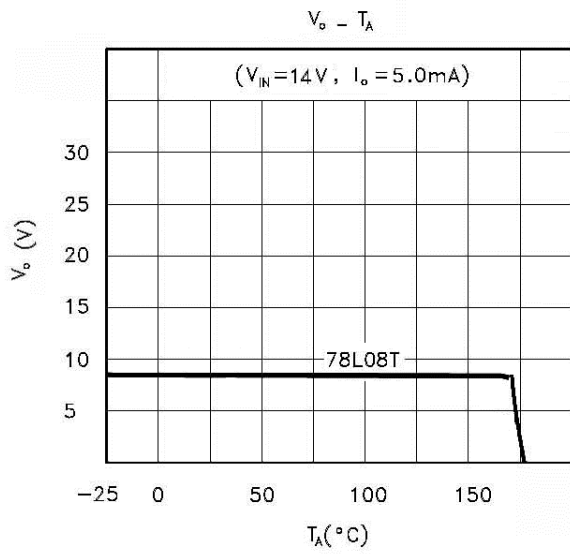
**极限参数 / Absolute Maximum Ratings(Ta=25°C)**

参数 Parameter	符号 Symbol	数值 Rating	单位 Unit
Input voltage	$V_I$	30	V
Output current	$I_O$	100	mA
Operating virtual Junction temperature	$T_J$	0~125	°C
Power Dissipation	$P_D$	500	mW
Storage temperature range	$T_{stg}$	-65~150	°C

**电性能参数 / Electrical Characteristics(Ta=25°C , Vi=14V,Io=40mA , unless otherwise specified)**

参数 Parameter	符号 Symbol	测试条件 Test Conditions	最小值 Min	典型值 Typ	最大值 Max	单位 Unit
Output voltage	$V_O$	$I_O=40mA$ $T_J=25^\circ C$	7.7	8.0	8.3	V
		$I_O=1mA$ to 40mA $V_I=10.5V$ to 23V	7.6	8.0	8.4	V
		$I_O=1mA$ to 70mA $V_I=14V$	7.6	8.0	8.4	V
Input regulation	$\Delta V_O$	$V_I=10.5V$ to 23V $T_J=25^\circ C$		42	175	mV
		$V_I=11V$ to 23V $T_J=25^\circ C$		36	125	mV
Ripple rejection	RR	$V_I=13V$ to 23V $f=120Hz$ $T_J=25^\circ C$	37	46		dB
Output regulation	$\Delta V_O$	$I_O=1mA$ to 100mA $T_J=25^\circ C$		18	80	mV
		$I_O=1mA$ to 40mA $T_J=25^\circ C$		10	40	mV
Output noise voltage	$V_N$	$f=10Hz$ to 100KHz $T_J=25^\circ C$		54		$\mu V$
Dropout voltage	$V_D$	$T_J=25^\circ C$		1.7		V
Bias current	$I_Q$	$T_J=25^\circ C$		4	6	mA
		$T_J=125^\circ C$			5.5	mA
Bias current change	$\Delta I_Q$	$V_I=11V$ to 23V			1.5	mA
		$I_O=1mA$ to 40mA			0.1	mA

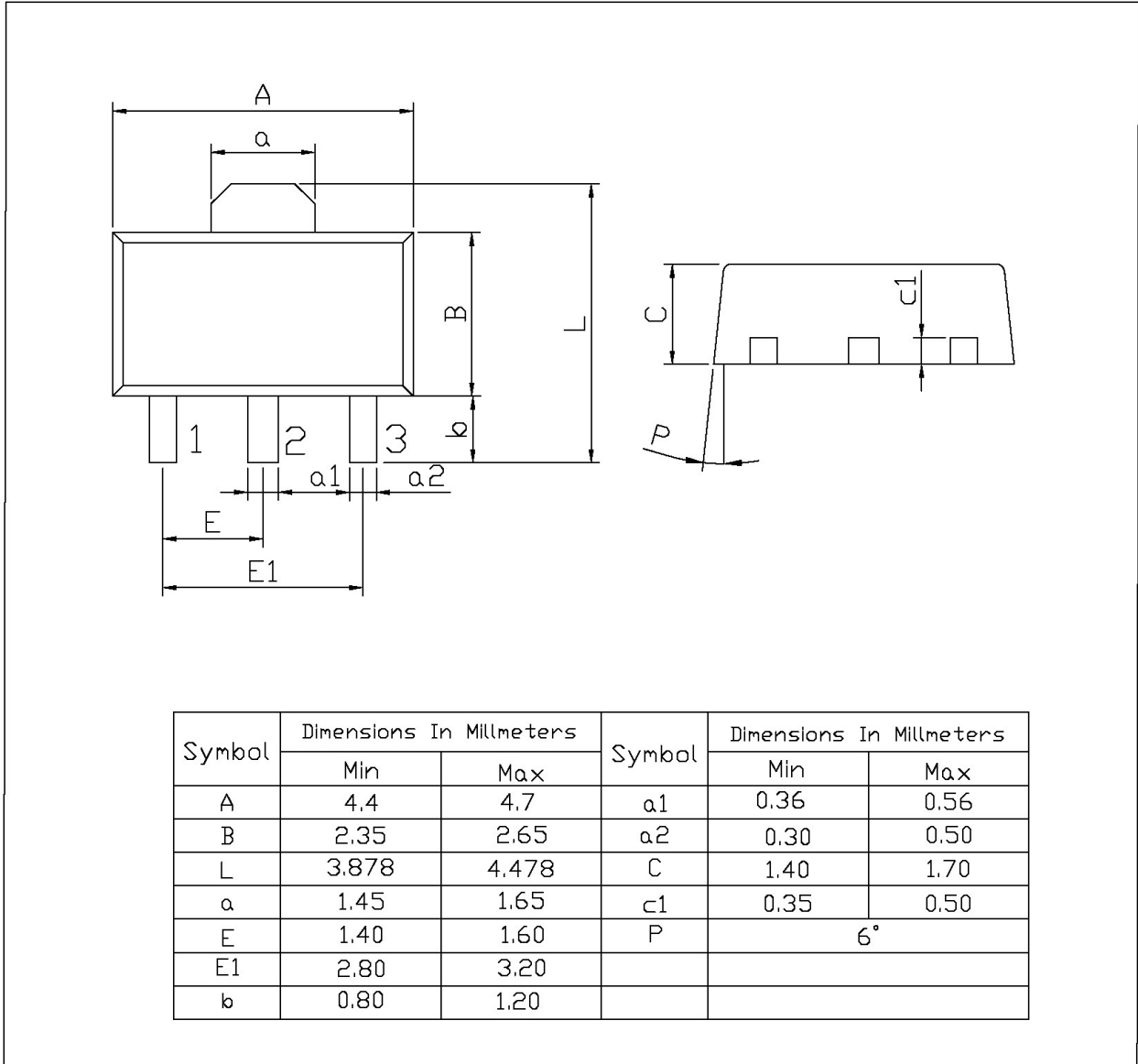
**电参数曲线图 / Electrical Characteristic Curve**



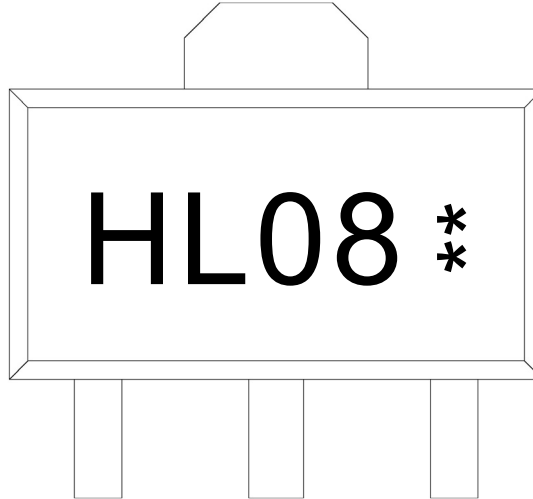
外形尺寸图 / Package Dimensions

SOT-89

单位: mm



印章说明 / Marking Instructions



说明：

H： 为公司代码

L08： 为型号代码

\*\*： 为生产批号代码，随生产批号变化

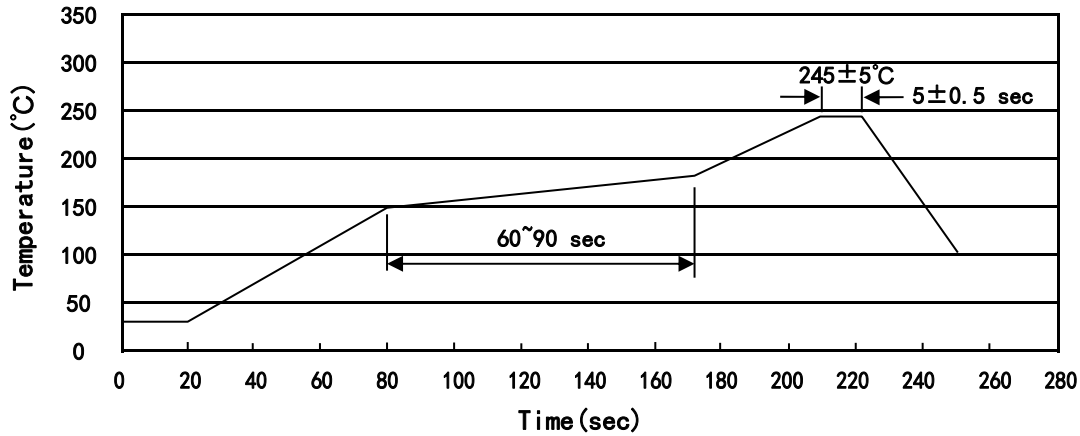
Note:

H: Company Code

L08: Product Type

\*\* : Lot No. Code, code change with Lot No

回流焊温度曲线图(无铅) / Temperature Profile for IR Reflow Soldering(Pb-Free)



说明：

- 1、预热温度 150~180°C，时间 60~90sec;
- 2、峰值温度 245±5°C，时间持续为 5±0.5sec;
- 3、焊接制程冷却速度为 2~10°C/sec.

Note:

- 1.Preheating:150~180°C, Time:60~90sec.
- 2.Peak Temp.:245±5°C, Duration:5±0.5sec.
3. Cooling Speed: 2~10°C/sec.

耐焊接热试验条件 / Resistance to Soldering Heat Test Conditions

温度：260±5°C

时间：10±1 sec.

Temp.:260±5°C

Time:10±1 sec

包装规格 / Packaging SPEC.

卷盘包装 / REEL

Package Type 封装形式	Units 包装数量					Dimension 包装尺寸 (unit: mm <sup>3</sup> )		
	Units/Reel 只/卷盘	Reels/Inner Box 卷盘/盒	Units/Inner Box 只/盒	Inner Boxes/Outer Box 盒/箱	Units/Outer Box 只/箱	Reel	Inner Box 盒	Outer Box 箱
SOT-89	1,000	7	7,000	6	42,000	7" ×12	180×120×180	390×385×205

使用说明 / Notices