

### 描述 / Descriptions

SOT-323 塑封封装 PNP 半导体三极管。Silicon PNP transistor in a SOT-323 Plastic Package.

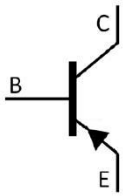
### 特征 / Features

与 S8050W 互补。  
Complementary pair with S8050W.


### 用途 / Applications

用于功率放大电路。  
Power amplifier applications.

### 内部等效电路 / Equivalent Circuit



### 引脚排列 / Pinning



PIN1 : Emitter      PIN 2 : Base      PIN 3 : Collector

### 印章代码 / Marking

$h_{FE}$ Classifications Symbol	B	C	D
$h_{FE}$ Range	85~160	120~200	160~300
Marking	HY4B	HY4C	HY4D

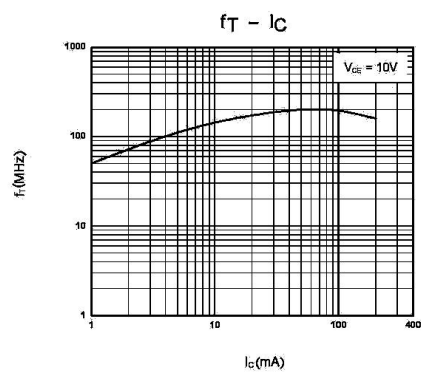
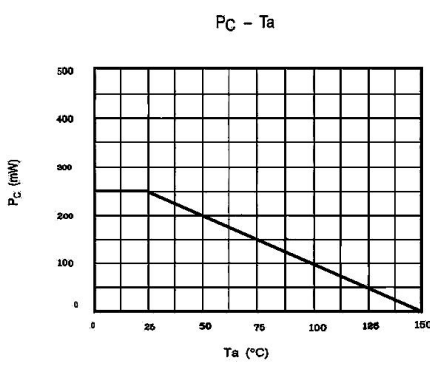
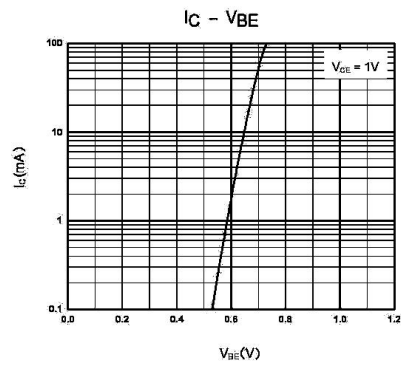
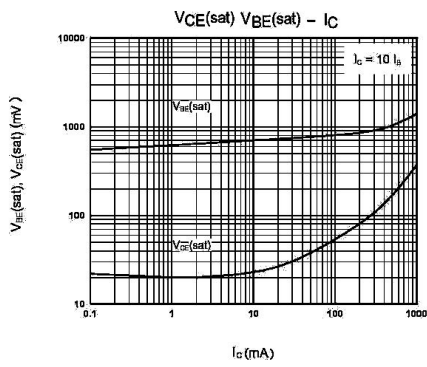
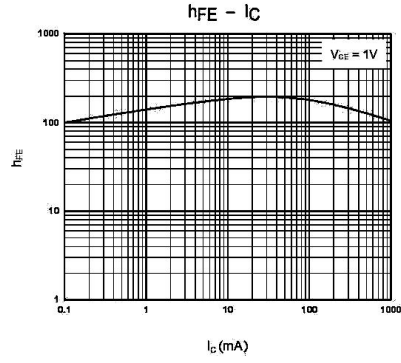
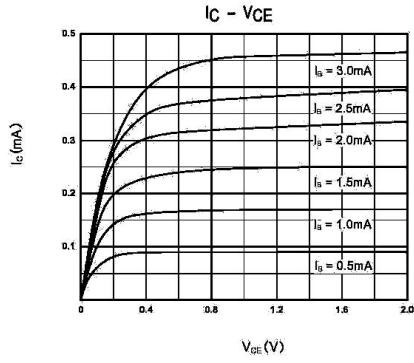
**极限参数 / Absolute Maximum Ratings(Ta=25°C)**

参数 Parameter	符号 Symbol	数值 Rating	单位 Unit
Collector to Base Voltage	$V_{CBO}$	-40	V
Collector to Emitter Voltage	$V_{CEO}$	-25	V
Emitter to Base Voltage	$V_{EBO}$	-6.0	V
Collector Current - Continuous	$I_C$	-800	mA
Base Current - Continuous	$I_B$	-200	mA
Collector Power Dissipation	$P_C$	250	mW
Junction Temperature	$T_j$	150	°C
Storage Temperature Range	$T_{stg}$	-65~150	°C

**电性能参数 / Electrical Characteristics(Ta=25°C)**

参数 Parameter	符号 Symbol	测试条件 Test Conditions	最小值 Min	典型值 Typ	最大值 Max	单位 Unit
Collector to Base Breakdown Voltage	$V_{CBO}$	$I_C=-0.1mA$ $I_E=0$	-40			V
Collector to Emitter Breakdown Voltage	$V_{CEO}$	$I_C=-2.0mA$ $I_B=0$	-25			V
Emitter to Base Breakdown Voltage	$V_{EBO}$	$I_E=-0.1mA$ $I_C=0$	-6.0			V
Collector Cut-Off Current	$I_{CBO}$	$V_{CB}=-35V$ $I_E=0$			-0.1	$\mu A$
Emitter Base Cut-Off Current	$I_{EBO}$	$V_{EB}=-6.0V$ $I_C=0$			-0.1	$\mu A$
DC Current Gain	$h_{FE(1)}$	$V_{CE}=-1.0V$ $I_C=-100mA$	85		300	
	$h_{FE(2)}$	$V_{CE}=-1.0V$ $I_C=-500mA$	40			
	$h_{FE(3)}$	$V_{CE}=-1.0V$ $I_C=-5.0mA$	45			
Collector-Emitter Saturation Voltage	$V_{CE(sat)}$	$I_C=-500mA$ $I_B=-50mA$		-0.28	-0.6	V
Base-Emitter Saturation Voltage	$V_{BE(sat)}$	$I_C=-500mA$ $I_B=-50mA$		-0.98	-1.2	V
Collector-Emitter Voltage	$V_{BE}$	$V_{CE}=-1.0V$ $I_C=-10mA$		-0.66	-1.0	V
Transition Frequency	$f_T$	$V_{CE}=-10V$ $I_C=-50mA$	100	200		MHz
Output Capacitance	$C_{ob}$	$V_{CB}=-10V$ $I_E=0$ $f=1.0MHz$		15		pF

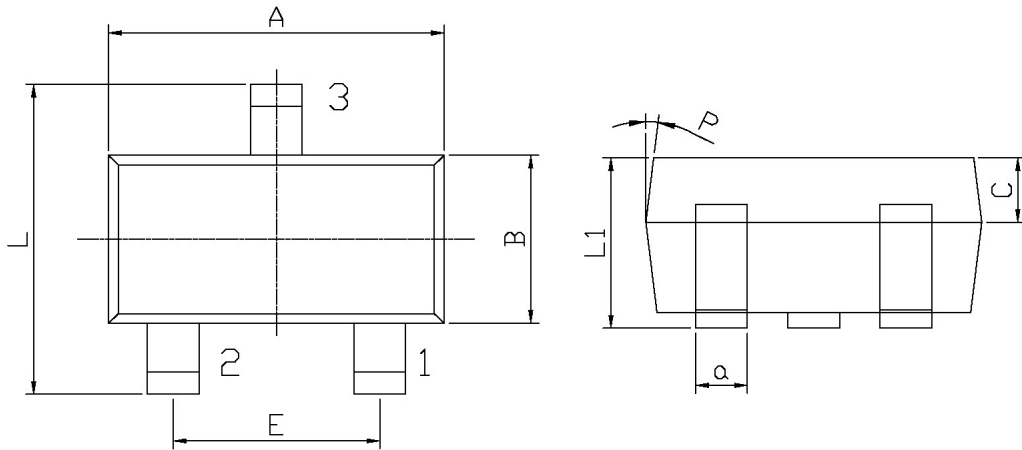
电参数曲线图 / Electrical Characteristic Curve



外形尺寸图 / Package Dimensions

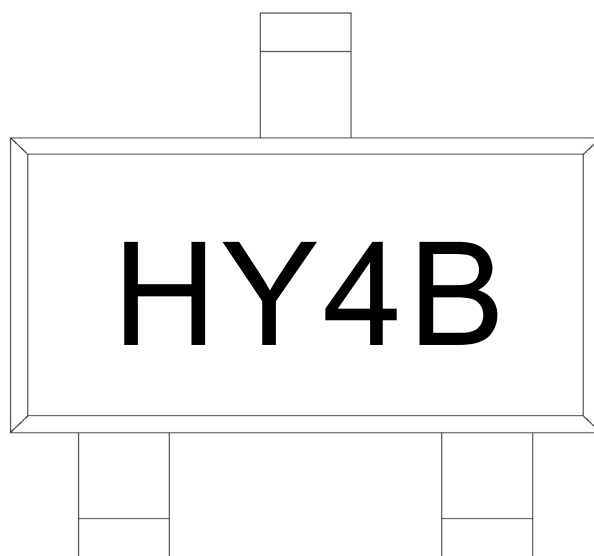
SOT-323

单位: mm



Symbol	Dimensions In Millimeters		Symbol	Dimensions In Millimeters	
	Min	Max		Min	Max
A	1.95	2.35	C	0.30	0.50
L	2.00	2.2	L1	0.85	1.15
E	1.20	1.40	a	0.20	0.40
B	1.15	1.35	P	7°	

印章说明 / Marking Instructions



说明：

H： 为公司代码  
Y4： 为型号代码  
B： 为  $h_{FE}$  分档代码

Note:

H: Company Code.  
Y4: Product Type.  
B:  $h_{FE}$  Classifications Symbol

**回流焊温度曲线图(无铅) / Temperature Profile for IR Reflow Soldering(Pb-Free)**



说明：

- 1、预热温度 25~150°C，时间 60~90sec;
- 2、峰值温度 245±5°C，时间持续为 5±0.5sec;
- 3、焊接制程冷却速度为 2~10°C/sec.

Note:

- 1.Preheating:25~150°C, Time:60~90sec.
- 2.Peak Temp.:245±5°C, Duration:5±0.5sec.
3. Cooling Speed: 2~10°C/sec.

**耐焊接热试验条件 / Resistance to Soldering Heat Test Conditions**

温度：260±5°C

时间：10±1 sec.

Temp.:260±5°C

Time:10±1 sec

**包装规格 / Packaging SPEC.**

卷盘包装 / REEL

Package Type 封装形式	Units 包装数量					Dimension 包装尺寸 (unit: mm <sup>3</sup> )		
	Units/Reel 只/卷盘	Reels/Inner Box 卷盘/盒	Units/Inner Box 只/盒	Inner Boxes/Outer Box 盒/箱	Units/Outer Box 只/箱	Reel	Inner Box 盒	Outer Box 箱
SOT-323	3,000	10	30,000	6	180,000	7" x8	180×120×180	390×385×205

**使用说明 / Notices**