

# US3AC~US3MC

Rev.B Feb.-2021

## 描述 / Descriptions

超快恢复二极管，反向电压：50V~1000V，正向电流：3.0A，SMC封装。

Surface Mount Ultrafast Recovery Rectifier, Reverse Voltage: 50 to 1000V, Forward Current: 3.0A, SMC package.

## 特征 / Features

玻璃钝化芯片，效率高，无铅符合欧盟 RoHS 指令 2011/65/EU，适用于表面贴装，无卤产品。

Glass Passivated Chip Junction, High efficiency, Lead free in comply with EU R0HS 2011/65/EU directives, For surface mounted applications, Halogen free product.

## 用途 / Applications

一般用途。

General purpose.

## 内部等效电路 / Equivalent Circuit

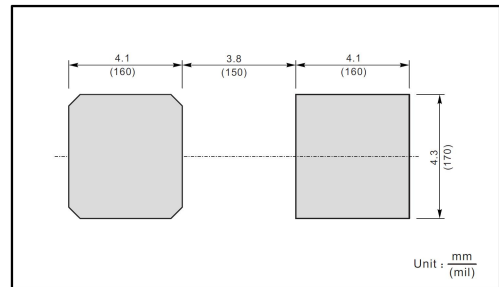


## 引脚排列 / Pinning



PIN	DESCRIPTION
1	Cathode
2	Anode

The recommended mounting pad size



## 印章代码 / Marking

见印章说明。 See Marking Instructions.

**极限参数 / Absolute Maximum Ratings(Ta=25°C)**

参数 Parameter	参数符号 Symbol	数值 Rating							单位 Unit
		US3AC	US3BC	US3DC	US3GC	US3JC	US3KC	US3MC	
Maximum Repetitive Peak Reverse Voltage	$V_{RRM}$	50	100	200	400	600	800	1000	V
Maximum RMS voltage	$V_{RMS}$	35	70	140	280	420	560	700	V
Maximum DC Blocking Voltage	$V_{DC}$	50	100	200	400	600	800	1000	V
Maximum Average Forward Rectified Current	$I_{F(AV)}$	3.0							A
Peak Forward Surge Current 8.3 ms Single Half Sine Wave Superimposed on Rated Load	$I_{FSM}$	90							A
Typical Thermal Resistance <sup>(1)</sup>	$R_{\theta JA}$	45							°C/W
	$R_{\theta JC}$	15							
Operating and Storage Temperature Range	$T_j, T_{stg}$	-55~+150							°C

Note:

(1) P.C.B. mounted with 2.0 X 2.0" (5 X 5 cm) copper pad areas .

**电性能参数 / Electrical Characteristics(Ta=25°C)**

参数 Parameter	参数符号 Symbol	测试条件 Test condition	数值 Rating						单位 Unit
			US3AC	US3BC	US3DC	US3GC	US3JC	US3KC	
Maximum Instantaneous Forward Voltage	$V_F$	$I_F=3.0A$	1.0			1.3	1.68		V
Maximum DC Reverse Current at Maximum DC Blocking Voltage	$I_R$	$T_a=25^\circ C$	5.0						uA
		$T_a=125^\circ C$	100						
Maximum Reverse Recovery Time	$T_{rr}$	$I_F=0.5A$ $I_R=1.0A$ $I_{rr}=0.25A$	50			75		ns	

电参数曲线图 / Electrical Characteristic Curve

Fig.1 Maximum Average Forward Current Rating

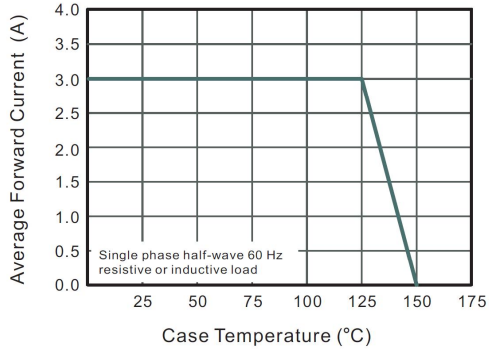


Fig.2 Typical Reverse Characteristics

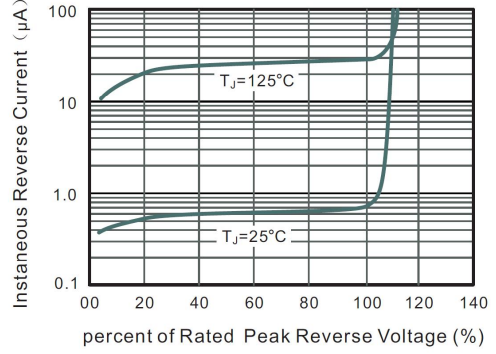


Fig.3 Typical Forward Characteristics

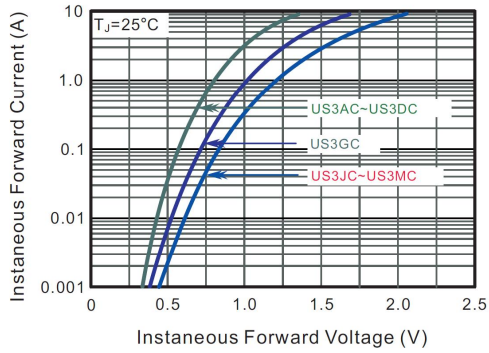
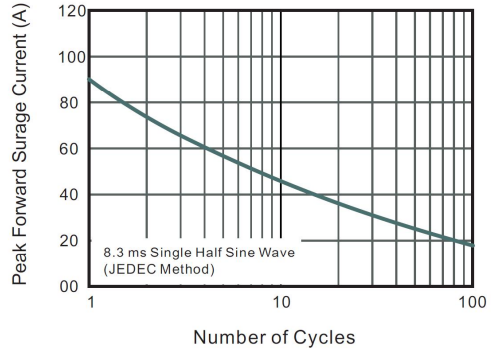
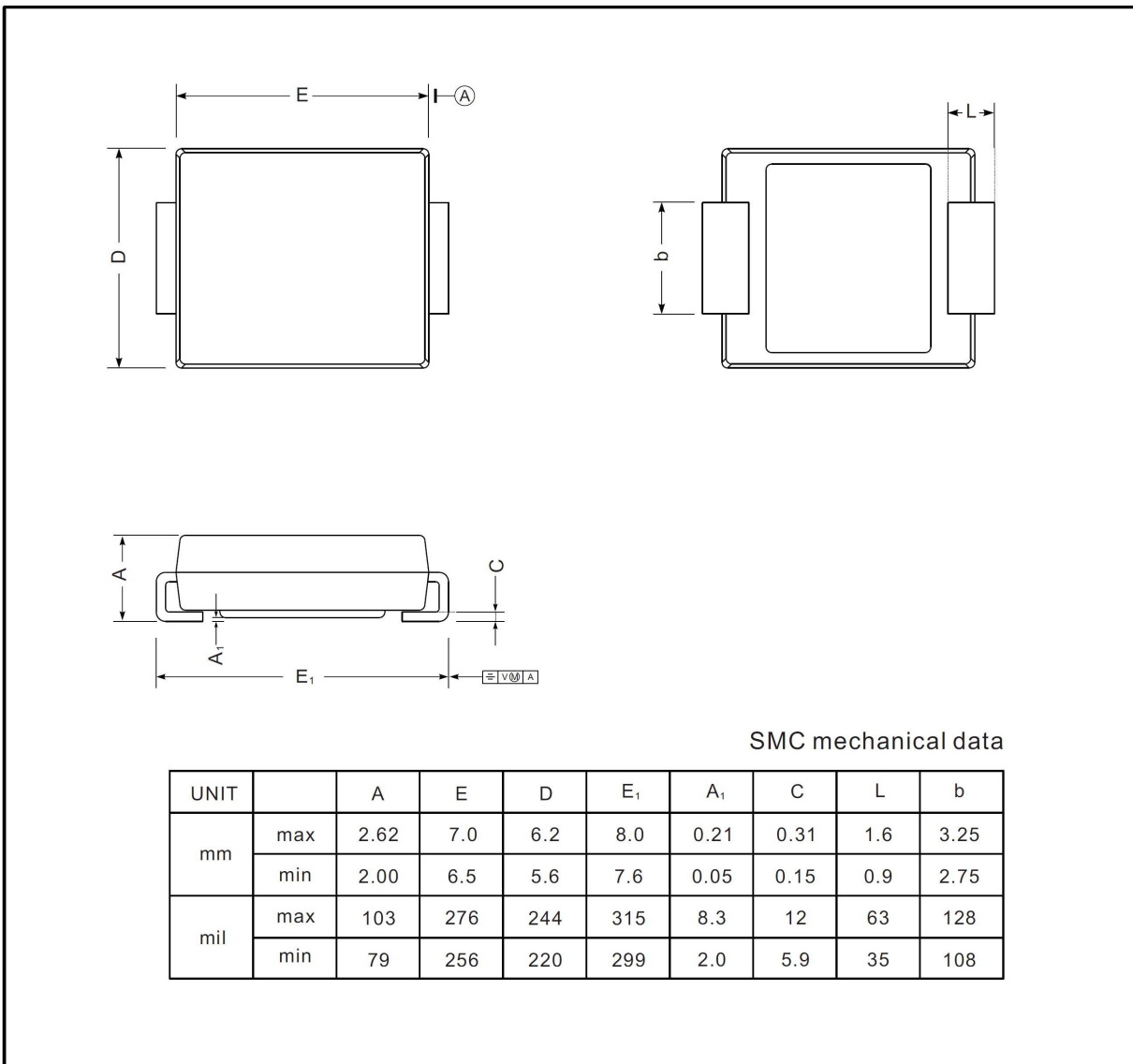


Fig.4 Maximum Non-Repetitive Peak Forward Surge Current



外形尺寸图 / Package Dimensions


SMC



# Marking

Type number	Marking code
US3AC	US3A
US3BC	US3B
US3DC	US3D
US3GC	US3G
US3JC	US3J
US3KC	US3K
US3MC	US3M

印章说明 / Marking Instructions



说明：

US3A：为型号代码

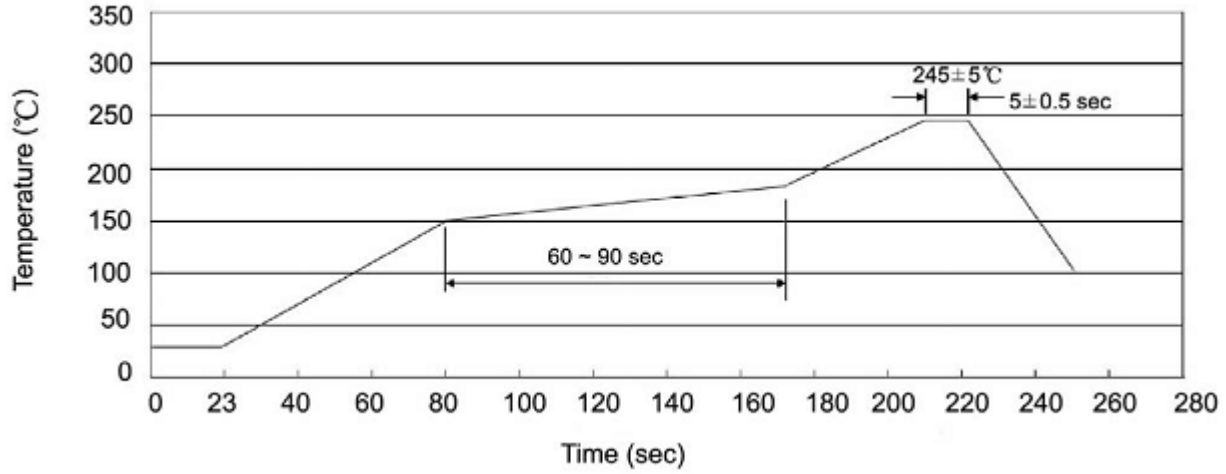
\*\*\*\*：为生产批号追溯码，第1个\*为年月代码，后面3个\*为当月小批号代码

Note:

US3A：Product Type Code

\*\*\*\*：Lot No. Code ,The 1st \* means:YM Code ,The last 3 \* means:little Lot No  
Code

**回流焊温度曲线图(无铅) / Temperature Profile for IR Reflow Soldering(Pb-Free)**



说明：

- 1、预热温度 25 ~ 150°C，时间 60 ~ 90sec;
- 2、峰值温度 245±5°C，时间持续为 5±0.5sec;
- 3、焊接制程冷却速度为 2 ~ 10°C/sec.

Note:

- 1.Preheating:25~150°C, Time:60~90sec.
- 2.Peak Temp.:245±5°C, Duration:5±0.5sec.
3. Cooling Speed: 2~10°C/sec.

**耐焊接热试验条件 / Resistance to Soldering Heat Test Conditions**

温度：260±5°C

时间：10±1 sec.

Temp.:260±5°C

Time:10±1 sec

**包装规格 / Packaging SPEC.**

卷盘包装 / REEL

Package Type 封装形式	Units 包装数量					Dimension 包装尺寸 (unit: mm <sup>3</sup> )		
	Units/Reel 只/卷盘	Reels/Inner Box 卷盘/盒	Units/Inner Box 只/盒	Inner Boxes/Outer Box 盒/箱	Units/Outer Box 只/箱	Reel	Inner Box 盒	Outer Box 箱
SMC	3000	2	6000	6	36000	13" ×16	337X337X49	380X335X366

**使用说明 / Notices**